


FFC/FPC Connectors

**P/N: KLS1-FPC-050-01/0.50mm FPC socket pcb SMT180
Zif-lock**



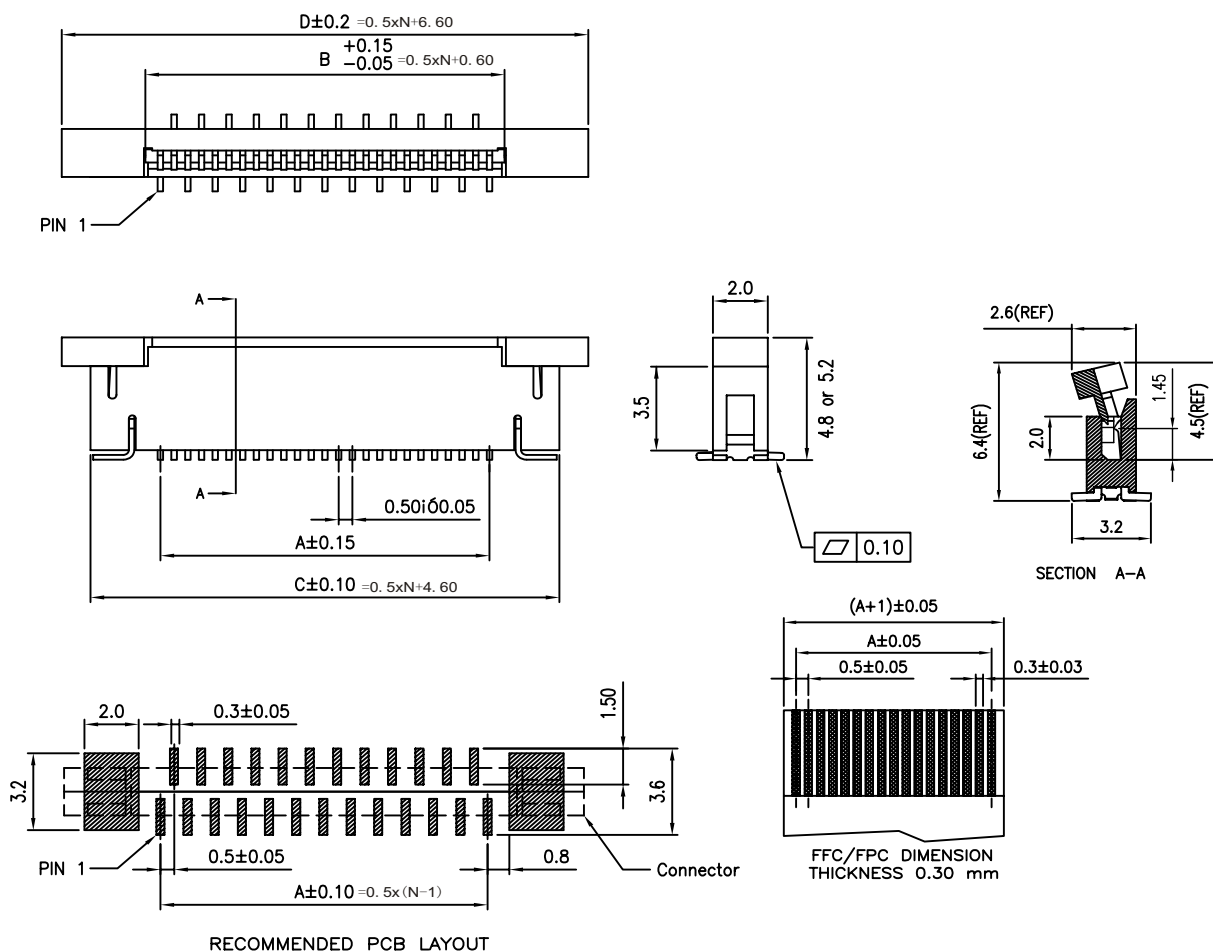
1:Electrical Characteristics:

Voltage:	50v max
Current:	0.5A max
Dielectric with standing voltage:	250 vac
Insulation resistance:	50 Megaohms min.
Contact resistance:	20 Milliohms max

2: Material

Housing:	high-temp. PA4/6
Actuator:	high-temp. PA9T
Contact:	phosphor bronze. Plating: all tin, lead free C5191
Holdown: brass.	Plating: all tin, lead free C2680
Cap:	brass. Plating: Ni

3: Drawing:

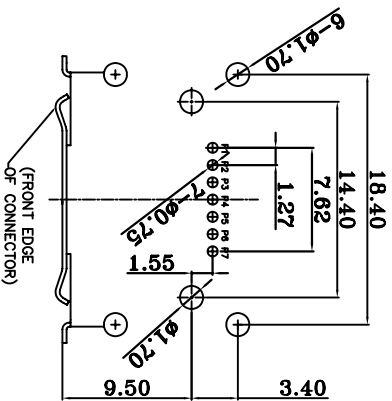
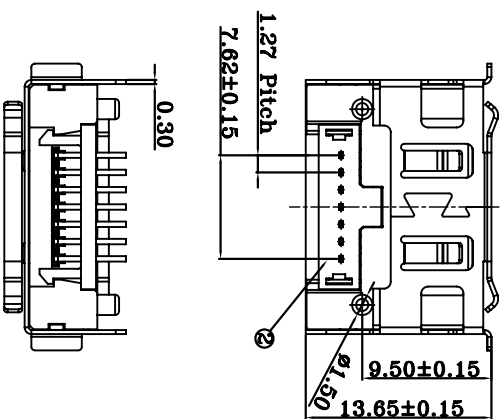
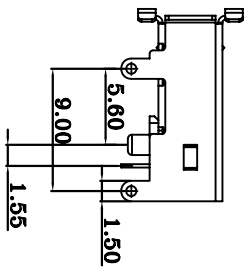
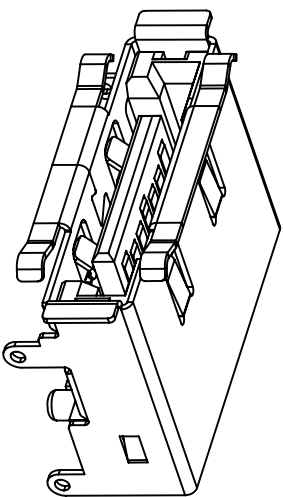
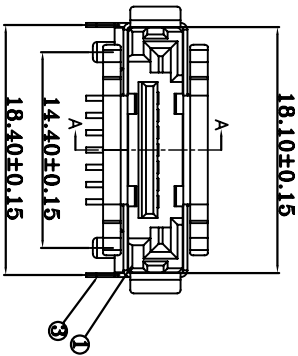
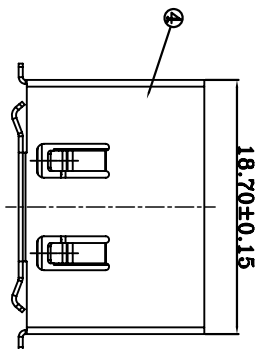


ORDER INFORMATION

Product No: KLS1-FPC050-01-xx

Series No. _____

No. Of pins (04~60 pins)



RECOMMENDED PC BOARD LAYOUT

REV	DESCRIPTION	APPRO.	CHANGE	DATE
A0	原始尺寸			

SPECIFICATION:
 MATERIAL: HOUSING:PA6T 30% GF UL 94V-0
 COLOR:BLACK
 CONTACT:Bronze C5191-H,T=0.25mm
 SHELL:BRASS C2680R-H,T=0.30mm
 FINISH
 CONTACT:3u" GOLD/TIN PLATING ON CONTACT AREA
 100u" MIN.TIN-LEAD PLATING ON SOLDERAILS
 50u" MIN.NICKEL UNDERPLATING OVERALL
 PEG:100u" MIN.TIN-LEAD PLATING ON SOLDERAILS
 50u" MIN.NICKEL UNDERPLATING OVERALL

QUALITY SYMBOLS	GENERAL TOLERANCES (UNLESS SPECIFIED)		SIGNATORY		DATE
	MM	INCH	DRAW	DESIGN	
▲ "0	0~5 ±0.10	0~5 1/16			
	5~10 ±0.15	5~10 1/8			
	10~20 ±0.20	10~20 3/16			
	20~ ±0.25	20~ 1/2			
△ "0	ANGULAR 1A118		APPRO.		

KLS Electronic CO.,LTD	
TITLE: E_SATA 7P - E (DIP Type)	
PART NO.	
DWG NO.	
(OLD)PART NO.	
SCALE 1:1	UNIT:mm A4 SHEET: 1 of 1

THIS DRAWING CONTAINS INFORMATION THAT IS PROPRIETARY TO ***

INCORPORATED AND SHOULD NOT BE USED WITHOUT WRITTEN PERMISSION